



## Homebuyer Education ONLINE!

### **Good Neighbor, Homeowner's Insurance, Homeowners Associations (ONLY REQUIRED IF YOU ARE BUYING A HOME IN A COMMUNITY WITH AN HOA)**

#### *Landscaping Maintenance*

A handful of courses have been created by Habitat through a website called Teachable. Below you will find sign up instructions to help you get started on these three courses.

**If these instructions are unclear or confusing, visual instructions are included at the end of this packet.**

Remember, you are not taking these classes just to take them, we hope that this information will help you to be a successful homeowner for many years to come.

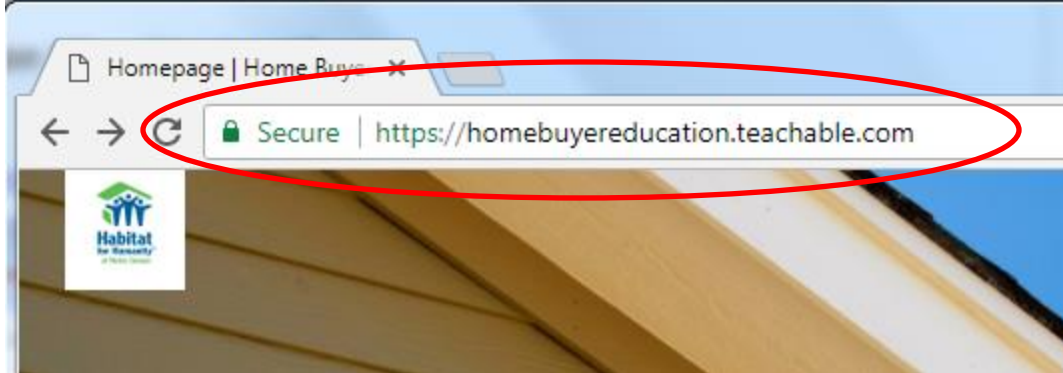
1. Go to [homebuyereducation.teachable.com](http://homebuyereducation.teachable.com)
2. Once you are on the website: Click on the blue "Enroll now" button in the center of the page.
3. You'll be redirected to a page that asks you to sign up
4. Create a new account using your full name, your email address and a password you select
5. Select that you agree to the terms of use and privacy policy
6. Click "Sign up" to create an account
7. You'll be re-directed to page that has all three courses that you can take online for credit **Good Neighbor, Homeowner's Insurance, and Homeowners Association (ONLY REQUIRED IF YOU ARE BUYING A HOME THAT IS PART OF A COMMUNITY WITH AN HOA)**
8. There is also supplemental information online for the *Landscaping maintenance* class. This is supplemental information, the in-person class is still required.
9. Click on the course you would like to take
10. You'll be redirected to the course page, Click "Enroll in Course for FREE"
11. You'll be redirected to a page that states "Thanks for enrolling in this course," click the blue "Continue to Course" button at the bottom of the page to continue to the course.
12. You'll be redirected to the course index page. Click "start next lecture" to begin working through the class.
13. Write your username and password below and keep for your records:

Username: \_\_\_\_\_

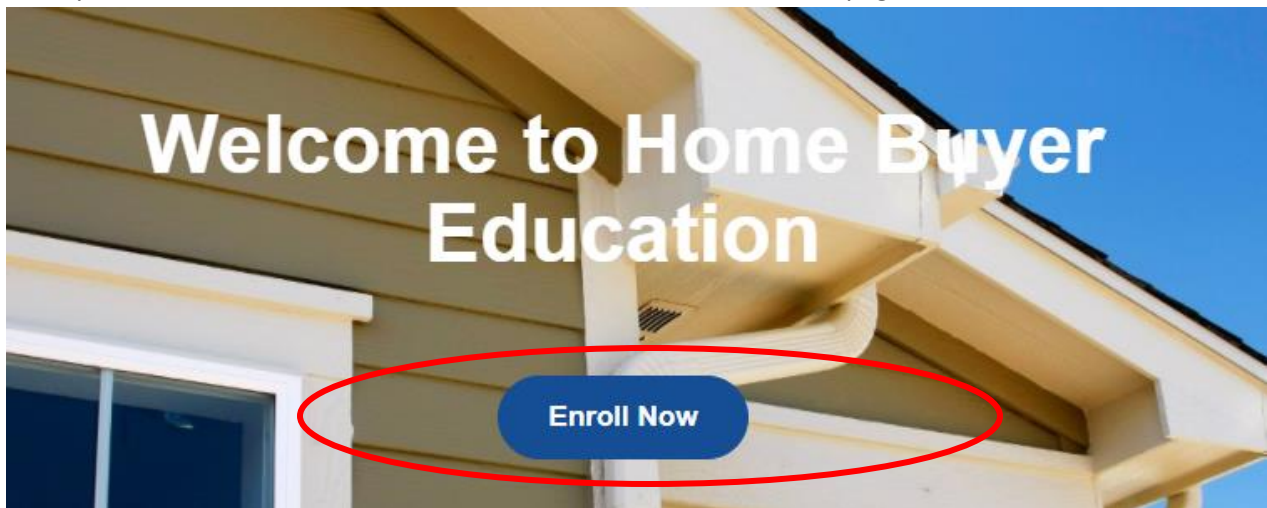
Password: \_\_\_\_\_

## Home-buyer Online Education Visual Instructions

1. Go to [homebuyereducation.teachable.com](https://homebuyereducation.teachable.com)



2. Once you are on the website click on "Enroll now" in the center of the page





## Homebuyer Education ONLINE!

3. You'll be re-directed to a page that asks you to sign up

Create an account using your name, email address, and a password of your choice.

### Sign Up to Home Buyer Education

Full Name

First Last

Email Address

example@habitatmetrodenver.org

Password

.....

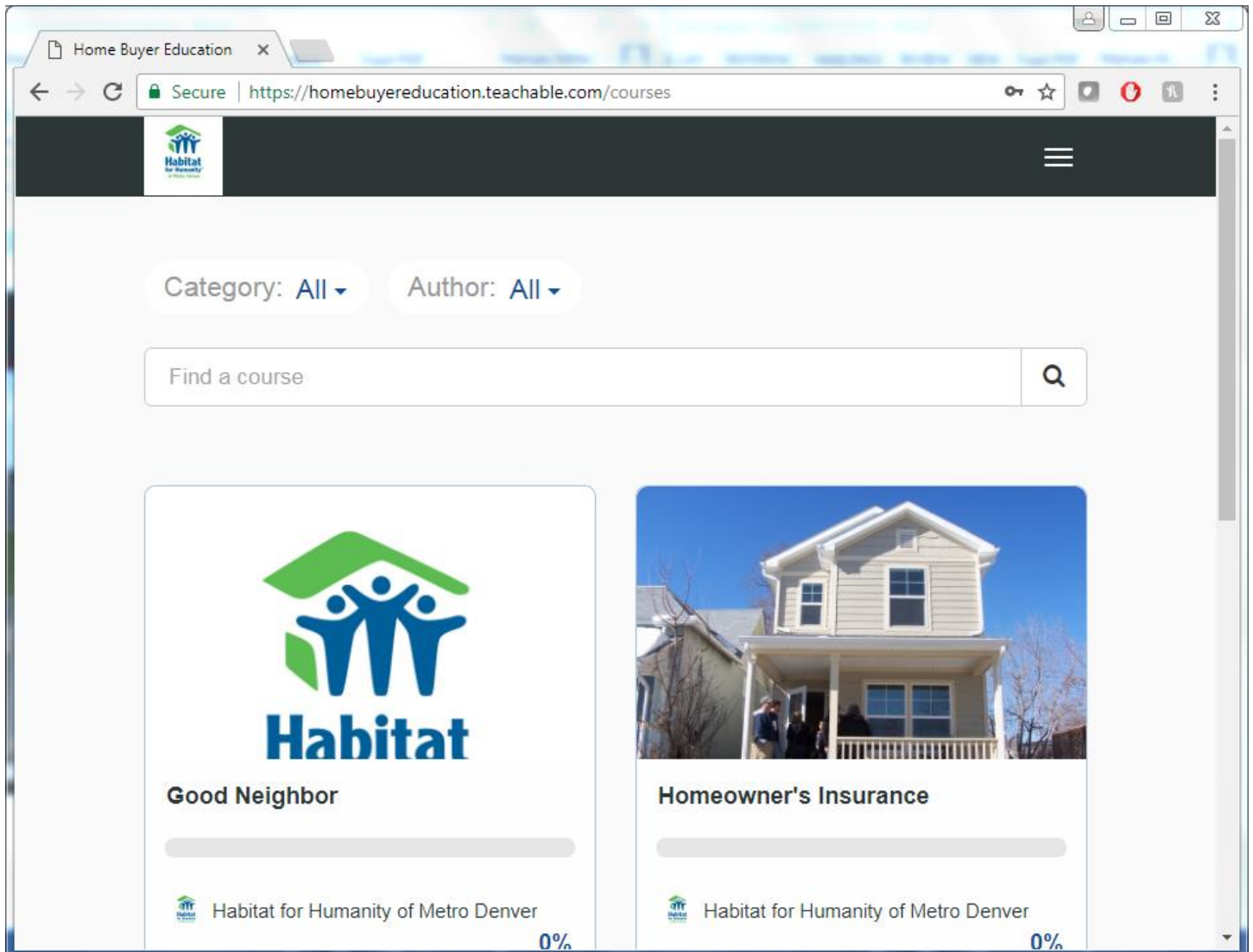
Confirm Password

.....

I agree to [Teachable's Terms of Use & Privacy Policy](#)  
and [Home Buyer Education's Terms of Use & Privacy Policy](#)

Sign Up

4. Click the box of the course you would like to take.




The screenshot shows a web browser window with the URL <https://homebuyereducation.teachable.com/courses>. The page features a search bar with the placeholder text "Find a course" and a magnifying glass icon. Below the search bar, there are two course cards. The first card is titled "Good Neighbor" and features the Habitat for Humanity logo. The second card is titled "Homeowner's Insurance" and features a photograph of a two-story house. Both cards show a progress bar at the bottom with "0%" completion and the text "Habitat for Humanity of Metro Denver".

Home Buyer Education x

Secure | <https://homebuyereducation.teachable.com/courses>


Category: All ▾ Author: All ▾

Find a course 🔍

  
**Habitat**

**Good Neighbor**

Habitat for Humanity of Metro Denver 0%



**Homeowner's Insurance**

Habitat for Humanity of Metro Denver 0%

5. You'll be re-directed to a course page, from here click "Enroll for free" to begin the course



6. Click the "start next lecture" button to begin the course

